

Program „Production of statistical information for the new EU initiatives” Annual report 2015

In the framework of the program “Production of statistical information for the new EU initiatives” the CSB develops methods of obtaining new indices and improves methodology. In 2015, 46 grant projects in total were active. In 12 months 19 projects were launched. In total 23 projects were finished but on 20 implemented projects were prepared and sent to Eurostat final reports.

The program in total acquired resources of **639 807.25 EUR**.

The biggest projects, on the implementation of which the CSB experts worked:

The biggest projects of 12 months of the year:

“GNI inventories” and “Implementation of SDMX and the Data Structure Definitions (DSDs) in National Accounts according to ESA 2010”.

The objective of the project “GNI inventories” is the development of methodology, during the implementation of the project preparing GNI inventories.

As GNI is the most important source of EU own resources, the mentioned inventories will be used to assess the compliance of the national GNI (GDP) with requirements of Regulation (EC) No 549/2013 of the European Parliament and of the Council of 21 May 2013 on the European system of national and regional accounts in the European Union and Eurostat recommendations.

In its turn, the objective of the project “Implementation of SDMX and the Data Structure Definitions (DSDs) in National Accounts according to ESA 2010” is to prepare IT procedures that ensure transformation of data of the national and regional accounts system to a SDMX-ML report form for transmission to Eurostat and other international statistical institutions.

In the course of the project will be met the requirements of the Commission Implementing Regulation (EU) No 724/2014 of 26 June 2014 on the interchange standard for the transmission of data required under Regulation (EU) No 549/2013 of the European Parliament and of the Council on the European System of national and regional accounts in the European Union.

As a result of the implementation of the project, macroeconomic statisticians will have at their disposal a safe and stable software tool, with the help of which national and regional accounts data will be imported to the projected database and verified. In this environment they will be attracted to respective Data structure definitions DSD and converted to a SDMX-ML report form for transmission to Eurostat and other international statistical institutions. The solution will be made so as it could be adapted for other statistical areas when there will be defined similar requirements for data transmission.

Projects “Data collection on ICT usage and e-commerce in enterprises in 2015” and “Data collection on ICT usage in households and by individuals 2015”.

The objective of the project “Data collection on ICT usage and e-commerce in enterprises in 2015” – to provide data users with qualitative, internationally comparable statistical information on ICT usage in enterprises and development of e-commerce.

In order to be able to appraise ICT usage in different European countries, comparable statistical information is needed. This survey according to unified methodology is conducted in each EU Member State and it is based on two regulations on information society statistics: Commission (EU) Regulation No 1196/2014 and Regulation No 1006/2009 of the European Parliament and of the Council. In 2014 were surveyed 3.4 thsd enterprises with 10 and more employees. With the implementation of the project will be obtained indices characterizing the development of information society. Studying in detail the sampling methodology and results of the previous year's survey, the 2015 survey sample was optimized (reduced by 25%), maintaining the data quality indicators.

The objective of the project “Data collection on ICT usage in households and by individuals 2015” – to provide data users in Latvia and abroad with qualitative and internationally comparable statistical information on the use of computers and internet in households.

In order to be able to appraise the availability and usage of internet in different European countries, it is necessary to have comparable statistical information, therefore this survey according to unified methodology is conducted in each EU Member State. Households for the survey are chosen by random sampling. The II Q 2015 survey includes about 5.5 thsd. households, and the legal basis is determined by two regulations on information society statistics: Commission (EU) Regulation No 1196/2014 and Regulation No 1006/2009 of the European Parliament and of the Council.

Data of this survey are used to analyze the possibilities to use computer and internet and to plan the development of economic and social processes. In this survey indices characterizing the development of information society are obtained. In 2014 the response level was low (53%). In the 2015 survey the data collection period was extended by one month, the workload on interviewers was decreased in the second quarter (in this quarter interviewers are usually overloaded with work) providing a possibility to divide their work within a period of four months. It gave a positive result – in 2015 the response level increased to almost 60%. But in 2016 in order to increase the response level it is planned to introduce a new survey method - web questionnaire.

As one of the biggest projects in 2015 should be mentioned the project ***“Usual residence population definition: Feasibility studies”***.

The objective of this project is to evaluate the compliance of the national definitions “permanent resident” un “usual residence” with Regulation (EU) No 1260/2013 of the European Parliament and of the Council of 20 November 2013 on European demographic statistics.

In 20 November 2013 was adopted Regulation (EU) No 1260/2013 of the European Parliament and of the Council on European demographic statistics, Article 8 of which prescribes that Member States shall carry out feasibility studies on the use of the definition of ‘usual residence’ for population and vital events. The results of the feasibility studies shall be transmitted to the Commission by 31 December 2016.

Wherewith under this project will be:

- 1) prepared an analytical report on the compliance of the national definition “permanent resident” used in population statistics with the definition prescribed in the regulation. In addition will be analyzed the usage of the definition of usual residence in vital statistics;
- 2) worked out a detailed description of the CSB methodology on estimating the number of population, as well as assessment of the quality of the estimated number of population (using data of the 2015-2016 Population micro census, household surveys and additional administrative data). The objective of the worked out method of estimating the number of population is to comply with the internationally prescribed definition “permanent resident” and preparing of data according to this definition. Separately will be reviewed inclusion/no inclusion in the number of population of special groups, e.g., diplomats, military persons, who are in service abroad, etc., and the inclusion

- in the number of population of residents of collective households, e.g., social care institutions, confinement, etc.;
- 3) defined the possible solutions for a more precise estimation of the number of population so as the calculated number of population complies with the definition of “permanent resident” of Regulation (EU) No 1260/2013 of the European Parliament and of the Council on European demographic statistics.

As a result of the implementation of the project:

On 30 September 2015 a progress report on the project “Usual residence population definition: Feasibility studies” was submitted to the European Commission;

Till 01 October 2015 the Population micro census was prepared;

On 31 December 2016 a report on the results of the project “Usual residence population definition: Feasibility studies” will be submitted to the European Commission.

The project “*Action plan for EU-SILC improvements*” has several objectives defined:

- 1) to work out and test the version of the EU-SILC CAWI input program;
- 2) to remake and test the new EU-SILC sample design;
- 3) to work out a new data imputation methodology and to prepare and test the introduction of this methodology in the EU-SILC.

The implementation of the project is based on the ESS Social statistics modernization plan. The EU-SILC (it is implemented in line with Regulation (EC) No 1177/2003 of the European Parliament and of the Council of 16 June 2003 concerning Community statistics on income and living conditions (EU-SILC) (Text with EEA relevance)), as a part of social statistics, is also affected by the modernization process. Eurostat advised to modernize such EU-SILC processes that are topical for the particular national statistical institution. During the development of CAWI, the CSB plans to make a sample of 150-200 households and with the help of it to test the worked out input program. During the implementation of the project, it is necessary to find out whether it is possible to improve the sample design so as to reach at least the same quality indices with a smaller sample and accordingly smaller expenses. It is also necessary to improve the methodology of income data mathematical imputation that at present is based on the hot deck method, and it has been acknowledged before that this method not always can ensure satisfactory quality of the imputable indicators.

Implementing the project, the following results are expected:

- 1) the version of the EU-SILC CAWI input program is worked out and tested;
- 2) the new EU-SILC sample design is remade and tested;
- 3) the new data imputation methodology is worked out and tools for the introduction of this methodology in the EU-SILC survey are prepared and tested.

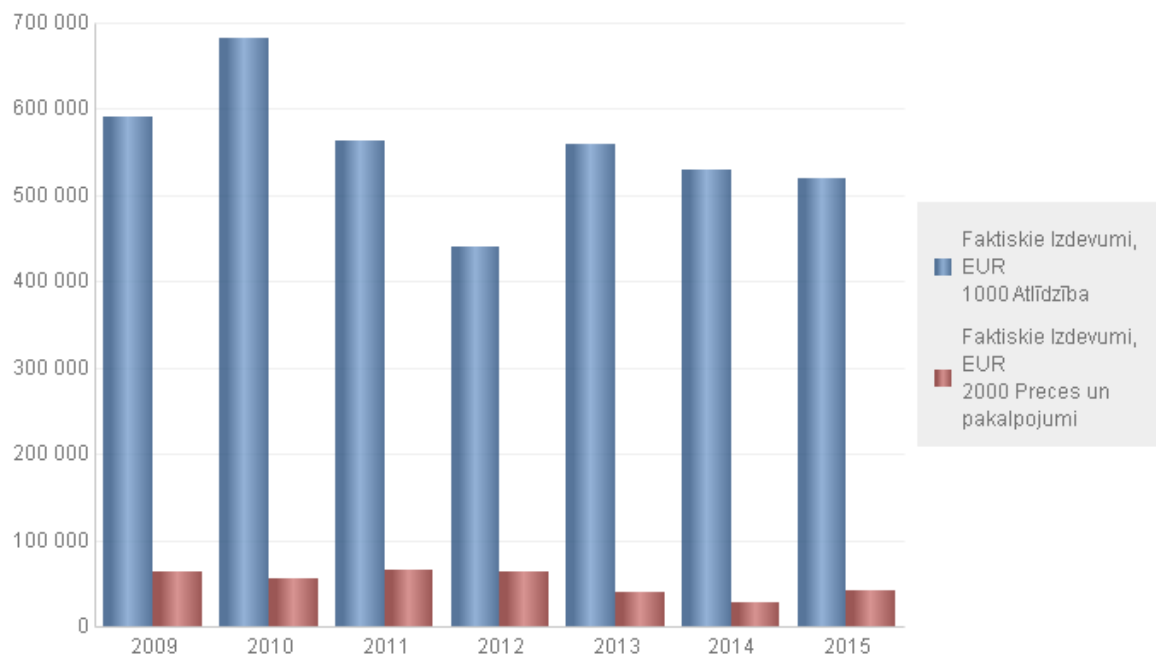
Until 31 December 2015 Latvia received payments from Eurostat of the total sum - **586 346,24** EUR.

In 2015 from Eurostat were received 41 grant project tenders, on 13 projects were sent applications, but on 28 were sent refusals.

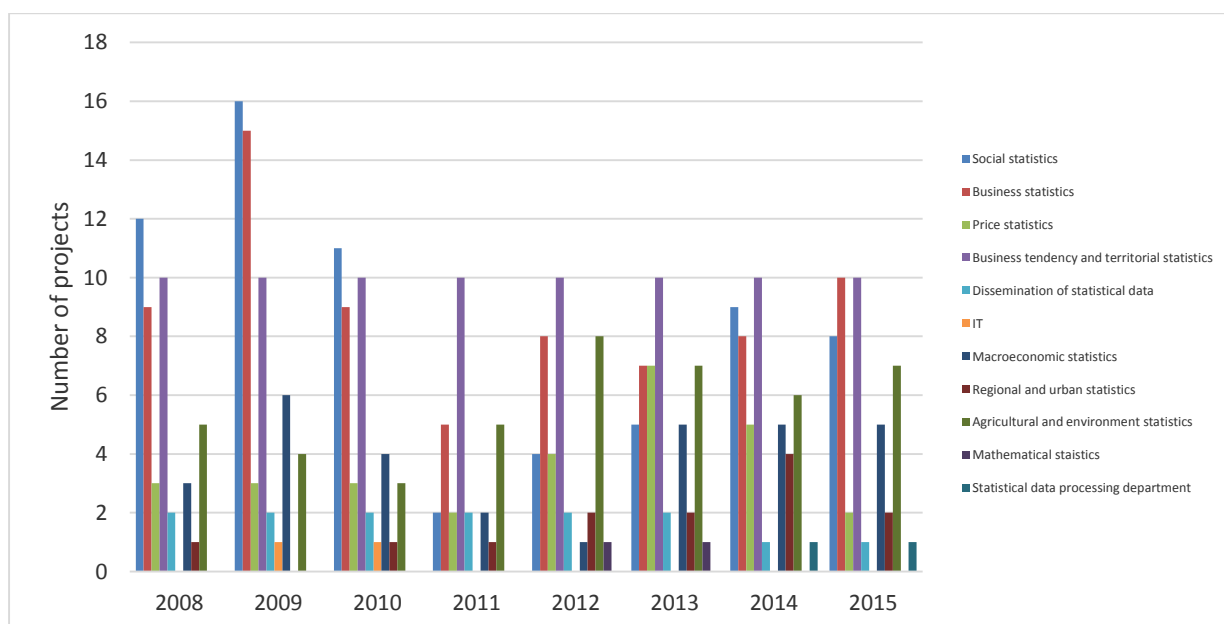
Expenses

Distribution and application of grant project expenses in 2009 -2015 (EUR)

Actual expenses by year, month and ECC

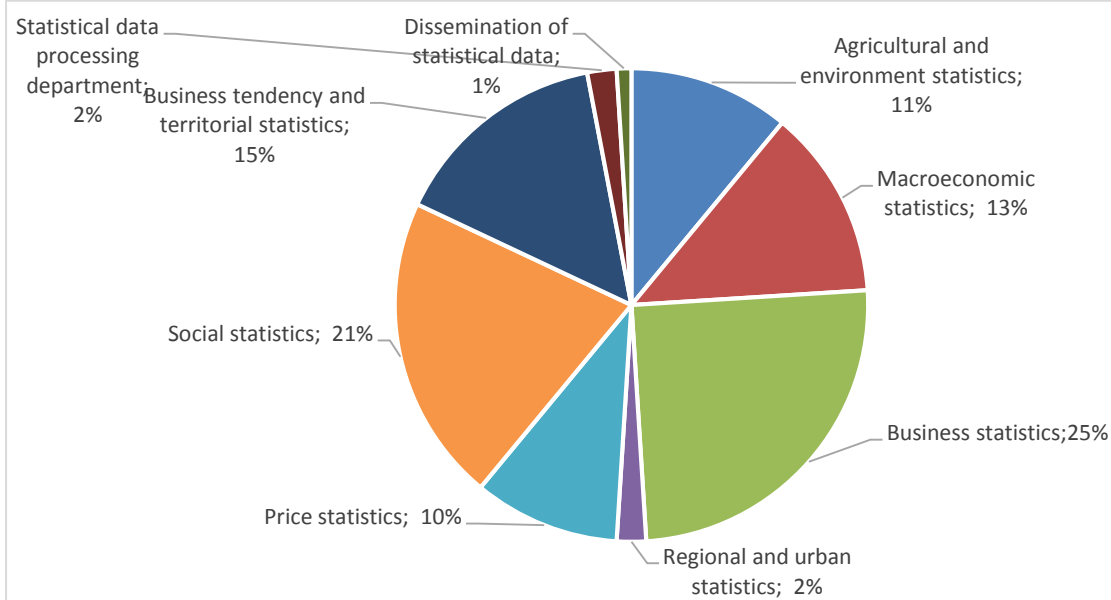


Year	Actual expenses EUR 1000 Reward	Actual expenses EUR 2000 Goods and services
2009	590 535	63 159
2010	682 685	55 413
2011	562 856	65 630
2012	439 993	63 534
2013	558 842	40 626
2014	529 765	28 078
2015	519 936	41 145



Grant projects broken down by year and statistical area

Statistical area	Number of projects							
	2008	2009	2010	2011	2012	2013	2014	2015
Social statistics	12	16	11	2	4	5	9	8
Business statistics	9	15	9	5	8	7	8	10
Price statistics	3	3	3	2	4	7	5	2
Business tendency and territorial statistics	10	10	10	10	10	10	10	10
Dissemination of statistical data	2	2	2	2	2	2	1	1
IT	-	1	1	-	-	-	-	-
Macroeconomic statistics	3	6	4	2	1	5	5	5
Regional and urban statistics	1	-	1	1	2	2	4	2
Agricultural and environment statistics	5	4	3	5	8	7	6	7
Mathematical statistics	-	-	-	-	1	1	-	-
Statistical data processing departament	x	x	x	x	x	x	1	1
Total	45	57	44	29	40	46	49	46



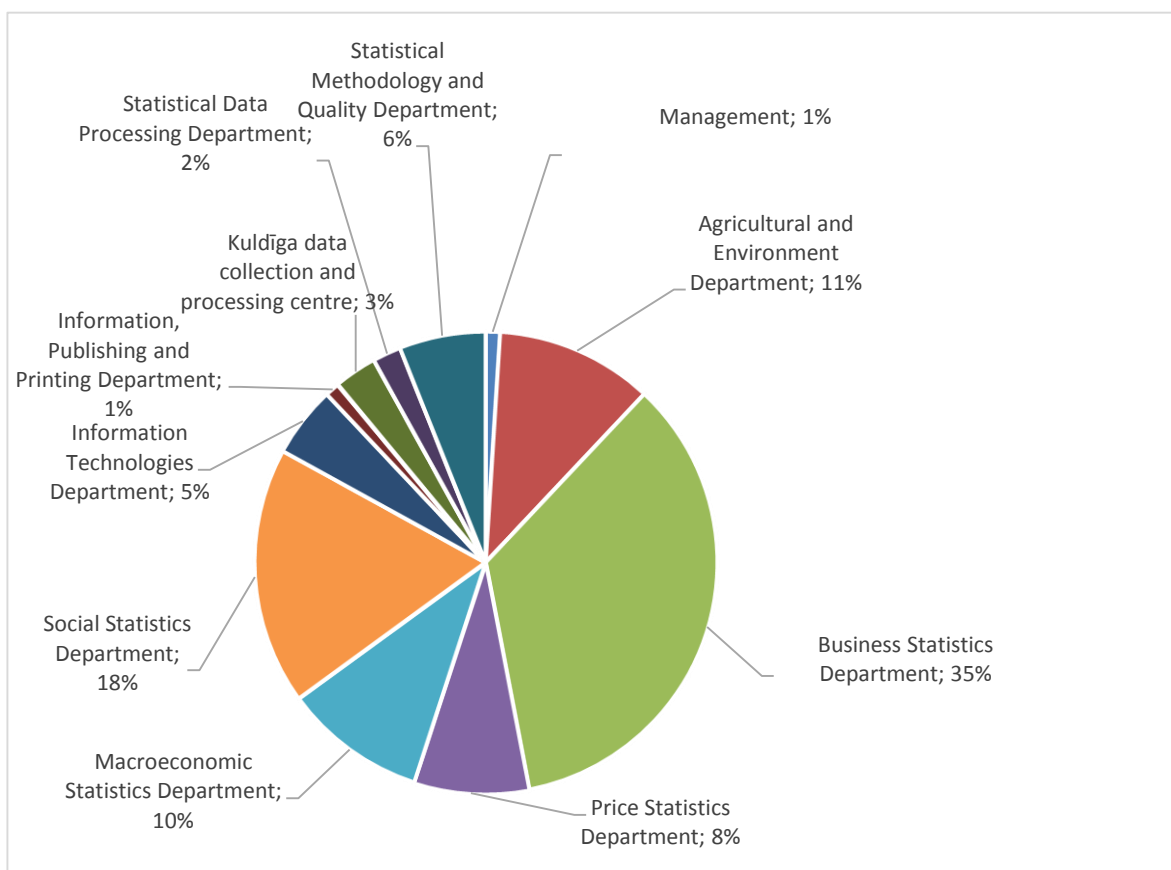
Project budget acquired in 2015 by statistical area, %

Personel

In 2015, 221 CSB employees were involved in grant projects with different workload – working **69 725** hours in total.

	Product	Actual hours
G-12.09	Contribution of the European Union to farm structure survey 2013	288
G-12.08	Provision of basic information on Purchasing Power Parities (PPP)	309
G-12.19	Environmental Protection Expenditure Accounts and Resource Management Accounts	1 014
G-13.07	Labour Force Survey ad hoc module 2014 on the labour market situation of migrants and their immediate descendants	560
G-13.11	Modernising Intrastat	1 056
G-13.13	Preparation for exchange of micro-data on intra-EU trade between Member States - Individual grants	463
G-13.14	Inventory and mapping of agriculture statistics developed for national purposes or sent to Eurostat or other Commission services or international organisations	1 441
G-13.12	Micro data linking of Structural Business Statistics and other business statistics	900
G-13.16	Standartisation - Part II	428
G-14.02	Business and Consumer Surveys: Investment survey	426
G-14.01	Business and Consumer Surveys: Industry survey	1 304
G-14.03	Business and Consumer Surveys: Construction survey	816
G-14.04	Business and Consumer Surveys: Retail trade survey	976
G-14.05	Business and Consumer Surveys: Service survey	1 344
G-14.06	Steps towards implementing the revised definition of statistical units	1 024
G-13.08	Improvement of quality of Environmental Goods and Services Sector accounts	1 992
G-13.15	Sub-national statistics on NUTS3 and city level	496
G-14.07	Improvement of national business registers and testing of European profiling	1 024
G-14.10	Action plan for EU-SILC improvements	2 796
G-14.08	Quality improvements for the Labour Force Survey	2 009
G-14.11	Development of a methodological basis for a new indicator of services production	6 337
G-14.12	Usual residence population definition: Feasibility studies	2 236
G-14.14	SIMSTAT - Implementation of trial tests for micro-data exchange	786
G-14.09	Grant on provision of basic information on Purchasing Power Parities (PPP); Years 2015-2016	5 343

G-14.15	Data collection on ICT usage and e-commerce in enterprises in 2015	3 489
G-14.16	Data collection on ICT usage in households and by individuals 2015	7 035
G-14.17	Health accounts (SHA 2011)	2 545
G-14.13	Pilot studies for developing the Environmental Accounting in the European Statistical System	2 544
G-15.01	Business and Consumer Surveys: Industry survey	2 578
G-15.02	Business and Consumer Surveys: Investment survey	536
G-15.03	Business and Consumer Surveys: Construction survey	1 497
G-15.04	Business and Consumer Surveys: Retail trade survey	1 949
G-15.05	Business and Consumer Surveys: Service survey	2 576
G-15.06	GNI inventories	4 284
G-15.07	Implementation of SDMX and the Data Structure Definitions (DSDs) in National Accounts according to ESA 2010	1 728
G-15.09	Data collection on ICT usage in households and by individuals 2016	662
G-15.10	Improvement of the use of administrative sources (ESS.VIP ADMIN WP6 Pilot studies and applications)	328
G-15.12	(ESS.VIP) Further investigation on data validation in animal production statistics in the framework of VIP validation project	432
G-15.13	Pilot studies in the framework of linking IACS and other administrative registers and statistics	208
G-15.14	Steps towards implementing the definition of statistical units for business statistics: Delineating the population of enterprises to be treated automatically (Topic 1)	96
G-15.15	Steps towards implementing the definition of statistical units for business statistics: Fully implementing the statistical units "enterprise" and "kind of activity unit" in the business register (Topic 3)	64
G-15.16	Labour Force Survey ad hoc module 2016 on young people on the labour market	328
G-15.08	Data collection on ICT usage and e-commerce in enterprises 2016	248
G-15.18	Regional business and employer business demography data	212
31101005	Assistance to Eurostat in treating user requests in latvian (Lot 2)	840
30702004	Health Expenditures by Diseases and Conditions (HEDiC)	180



Proportion of working hours on grant projects of structural units in 2015

Results achieved in grant projects finished in 2015

Project	Objective of the project	Results	Contact persons/Project leaders
Provision of basic information on Purchasing Power Parities (PPP)	To ensure input information for PPP calculations that are used for allocation of EU structural funds. This information is used by policy-makers of EU institutions and other international organizations (IMF, the World Bank, OECD). These data are used also when is determined the size of remuneration and pensions for officials of EU institutions residing in different countries.	This PPP project was finished in 2015. Results of calculations are regularly published by Eurostat in the database, press releases and bulletins. All surveys included in the project plan were conducted in due time. The work on the project "Provision of basic information on Purchasing Power Parities (PPP)" was to be concluded in 2015 but in November 2014 was already started the work on the project "Provision of basic information on Purchasing Power Parities (PPP) for the years 2015-2016" that will be in progress till September 2017.	Inga.Kunstvere@csb.gov.lv
Contribution of the European Union to farm structure survey 2013	To obtain information on the the farm structure in 2013 according to Regulation (EU) No 1166/2008 of the European Parliament and of the Council	As a result of the Farm structure survey (FSS), was obtained information on the situation in agriculture in Latvia that is used for data analysis in the frame of Latvia and for planning and implementation the Common Agriculture Policy. The FSS 2013 results were published in the CSB home page. Individual data arrays and the national methodological report were transmitted to Eurostat.	Ilze.Januska@csb.gov.lv

Environmental Protection Expenditure Accounts and Resource Management Accounts	<p>1. To acquire the methodology and practise of data collection and calculations for Environmental protection expenditure accounts and to summarize data on the years 2010-2011.</p> <p>2. To acquire the methodology of Resource management accounts that regards renewable energy resources and to summarize the available data on 2011.</p>	Data were obtained on environmental protection expenditure in Latvia in 2010-2011 in the breakdown by environmental area and economic sector. Besides, was acquired the methodology and practice of data collection and calculations that will be needed when is supplemented the Regulation on European environmental economic accounts.	Andra.Lazdina@csb.gov.lv
Labour Force Survey ad hoc module 2014 on the labour market situation of migrants and their immediate descendants	To obtain the latest information on the labour market situation of migrants and their immediate descendants and on conditions that affect employment.	The project was carried out as a module to the Labour force sample survey and in II Q 2014 were obtained 6459 interviews from persons aged 15-64 years. Both types of interviews – CAPI and CATI – were applied. Data were collected in accordance with the program of the module.	Inga.Vanaga@csb.gov.lv
Improvement of quality of Environmental Goods and Services Sector accounts	To improve the quality of Environmental goods and services sector accounts and to summarize data on 2011-2013.	Data were obtained on different economic indices of the environmental goods and services sector in the breakdown by NACE and by area of environmental and resources management on the years 2011-2013. Methodology and data collection practice are improved that would be necessary for filling in annual common questionnaires in accordance with requirements of Regulation No 538/2014.	Andra.Lazdina@csb.gov.lv
Modernising Intrastat	In case of introduction of the SIMSTAT system to be ready for fulfilling the tasks envisaged by it.	Evaluated the possible changes in the structure of import of goods from the EU if the data on export of goods of partner countries are used instead of Latvia's data on import. Evaluated the quality of data in case the number of Intrastat respondents is essentially decreased, replacing the missing data with mathematically imputed data. Evaluated the possibility and usefulness to use VAT data for comparing with Intrastat data.	Lilita.Laganovska@csb.gov.lv
Micro data linking of Structural Business Statistics and other business statistics (topic 1)	To link structural business statistical data with data of other business statistics domains (data on foreign trade of goods and services, innovation, ICT usage and e-commerce, foreign affiliates statistics and data of the survey global value chains), in order to test and introduce the worked out the micro-data linking methodology, to get a standardized summary of longitudinal data for further data analysis.	<p>Within the framework of the project a data base was established containing 46 data sets from 10 different business statistics surveys, summary tables in different breakdowns and longitudinal panels were produced. In total, were made 69 summaries on MVU in the breakdown by kind of merchant and 11 longitudinal panels. Data are used for further data analysis and it is planned to publish them in special reports. http://ec.europa.eu/eurostat/statistics-explained/index.php/Statistics_on_small_and_medium-sized_enterprises</p> <p>A methodological report was prepared on main data sources, data summarization, use of SAS; it will be used for further summarization of information to improve MDL methodology and a consolidated project methodological report will be prepared.</p>	Ilona.Kallione@csb.gov.lv
Preparation for exchange of micro-data on intra-EU trade between	The objective of the ESS Vision introduction project is to prepare the IT infrastructure of the CSB for pilot testing of the intro-	SIMSTAT methodological and technical documentation was studied; the correspondence of the existent IT system, including ISDAVS, and the possibilities of its	Daiga.Dille@csb.gov.lv

Member States - Individual grants	duction of the exchange of micro data on intra-EU trade between Member States in the framework of the SIMSTAT (Single Market Statistics) project in the II and III Q 2015.	improvement and of timely preparation and transmission of SIMSTAT data were analyzed. Taking into consideration that according to the requirements the microdata sender country is responsible for the verification and quality of data, and microdata frequentative exchange on each period is envisaged before the end of each period's data processing and the term of dissemination, the requirements were worked out and ISDAVS improvements are introduced that allow to select from all the set of received data those data that have already been verified by the CSB employees, thus ensuring both an uninterrupted process of processing of regular data, and preparing data for pilot tests. Compulsory and commendable validation terms were studied and introduced in the SIMSTAT data processing according to their significance and technical facilities. Data processing programs were drawn up for preparing of data from data bases and from ISDAVS, a data base was created according to the simulation algorithm of the business partner's identification number from VAT data of the State Revenue Service; a confidentiality agreement on interstate data exchange was concluded, IT infrastructure was prepared for testing of safe data exchange.	
Inventory and mapping of agriculture statistics developed for national purposes or sent to Eurostat or other Commission services or international organisations	To find out national institutions that are involved in the collection of agricultural statistics data, to search through and coordinate the agricultural statistics data flows that are collected, summed up and sent to international institutions by different national institutions and for national needs only, to make descriptions of these data flows.	The achieved results – descriptions of agricultural statistics data flows were made that included definitions of indices, legal justification, the applied methodology, possible data doubling was evaluated, recommendations were worked out for the optimization of agricultural statistics data flows on the national level and proposals were made how to improve cooperation among institutions.	Anita.Raubena@csb.gov.lv
Standartisation - Part II	To work out a detailed description of the ESS standartisation process.	As a result of the project, was developed a vocabulary of standartisation terms and a tool for the standartisation cost and benefit analysis; a proposal was drawn up for the improvement of the structure of the decription of normative documentation; a detailed description of standartisation process was worked out and tested; it was planned how to inform ESS members about standartisation activities by drawing up a communication plan in cooperation with the steering group of methodology directors and content for animated standartisation homepage.	Andis.Rozkalns
Business and Consumer Surveys : Industry survey; Investment survey; Construction survey; Retail trade survey; Service survey	To provide domestic data users and the European Commision with annual and semi-annual data of business and consumer surveys that allow to foresee turning pints in the economic cycle.	Indicess obtained in business and consumer surveys (including sector confidence indices and the economics sentiment index) are placed in the CSB homepage in a form of time series, published in the monthly informative report on the results of business and consumer surveys. Every year 48 monthly and	Ieva.Vanaga@csb.gov.lv

		2 semi-annual data sets are transmitted to the European Commission.	
Steps towards implementing the revised definition of statistical units	To determine the impact on economics by introducing the statistical unit "enterprise" in line with the revised definition.	As a result of the project, the impact on business statistics is determined when passing from legal units to the statistical unit "enterprise" on the national level using the automatic profiling method.	Inga.Oksentjuka@csb.gov.lv
Quality improvements for the Labour Force Survey	To conduct three tests: - testing of the questionnaire on working hours, - testing of the questionnaire on household income, - calculation of estimates of flow statistics.	As a result of the project, all three tests were conducted and the final report was prepared where are summarized the results of all three tests, conclusions and proposals.	Zane.Mangale@csb.gov.lv
Development of a methodological basis for a new indicator of services production (project area 2)	To investigate possibilities to use administrative data when introducing the monthly service turnover index, at the same time not increasing the workload on statisticians and enterprises.	As a result of the project, experts of the Mathematical Support Section worked out and appropriated 4 methods that could be used for the calculation of the turnover index and analysed pros and cons of their use. As the time period for the project was rather short, it was decided to continue to investigate all 4 methods and to compare their results with the survey data in order in the nearest 2-3 years to choose the most optimal method for each type of economical activity. Administrative data were used in the process of creating the 2016 sample in order to identify enterprises that have little impact on the indice to be investigated. As a result of this procedure, 8.2 thsd enterprises to be investigated in the survey (23% of all enterprises of this survey) were not included in the sampling frame. It means that about 1/4 of enterprises are not subjected to the administrative burden even theoretically.	Linda.Oinaskova@csb.gov.lv ; Dzintra.Berzina@csb.gov.lv
SIMSTAT - Implementation of trial tests for micro-data exchange	In order to investigate the possibilities to increase the efficiency and usefulness of Intrastat statistics production, the objective of the ESSnet project "SIMSTAT – Implementation of trial tests for micro-data exchange" (SIMSTAT_ESSnet2) is to test practically organized micro-data exchange among the Member States, to evaluate the capacity and efficiency of the data exchange system developed just for this purpose, and to analyze the data obtained in the way of exchange, evaluating their compliance with the above defined procedures.	In the project there were carried out successive tests of especially for this purpose made connections and data transmission; SIMSTAT (Intrastat export data + simulated ID number of the business partner from the VAT data) data were transmitted on the years 2013, 2014 and 2015 (January-August), on the same periods were received data and their revisions from 19 other countries involved in the project; 3 meetings were attended (France, Italy Greece), where were discussed the necessary indicators of the data exchange analysis, the timetable of transmission of tables of analysis, sequence of tests and a micro-data exchange plan was prepared, as well as were analysed the obtained results.	Daiga.Dille@csb.gov.lv
Data collection on ICT usage and e-commerce in enterprises in 2015 (action 1)	To provide data users with qualitative and internationally comparable statistical information on the development of ICT usage and e-commerce in enterprises.	The project results – were obtained indices characterising the development of information society. The sample methodology of the previous year was investigated in detail and as result, the sample of the 2015 survey was decreased by 25%, retaining the data quality indices.	Natalja.Kalinina@csb.gov.lv

Data collection on ICT usage in households and by individuals 2015 (action 2)	To provide data users in Latvia and abroad with qualitative and internationally comparable statistical information on ICT usage in households.	These survey data are used to analyze the possibilities to use computers and internet and to plan the development of economic and social processes. As a result, indices are obtained characterising the development of information society. The 2014 response level was very low (53%). In the 2015 survey the data collection period was extended by one month. Wherewith the workload on interviewers in the second quarter was decreased (in this quarter interviewers are ususally overloaded with work), thus the interviewers were able to divide their work within a period of 4 months. It gave a positive result – in 2015 the response level increased by 10% (60%) as compared to 2014. In addition, in order to increase the response level in 2016 will be introduced a new survey method - web questionnaire.	Natalja.Kalinina@csb.gov.lv
Health accounts (SHA 2011)	To promote the development of health information systems by using IT solutions and adjustment of data collection methodology in line with the SHA 2011 - the System of a Health 2011.	Starting with the reference year 2016, the SHA 2011 classification will be used for compilation of health financial data. There are worked out and introduced in the data bases of the National Health Service IT solutions and questionnaire specifications for automatic data processing according to the SHA 2011 methodology. Preparatory works have been done for a successful introduction of the Commission Regulation.	Dace.Krievkalne@csb.gov.lv
Assistance to Eurostat in treating user requests in latvian (Lot 2)	To help data users in using without assistance Eurostat statistical information resources that are available free of charge in the internet, in good time preparing answers on different questions.	Data users receive assistance in order to find successfully and use European statistical data. Eurostat datubase, publications, applications and other products are popularized among different user groups.	Gundega.Kuzmina@csb.gov.lv

In the reference year the work was started in two ESS.VIP projects “Improvement of the use of administrative sources (ESS.VIP ADMIN WP6 Pilot studies and applications)” and “(ESS VIP) Further investigation on data validation in animal production statistics in the framework of VIP validation project”.

In 2015 the work on grant projects was conducted in line with objectives and in principle the expected results defined for the project are achieved.

Acting program leader

Dana Zariņa

The report is approved by the Project supervisory committee